

A worker wearing a dark helmet with a clear face shield, safety glasses, and yellow protective gloves is using a die grinder on a large metal component. Bright sparks are flying from the point of contact. The worker is wearing a dark long-sleeved shirt. In the top right corner, there is a blue rectangular box with the Atlas Copco logo. In the bottom left corner, there is a blue triangular overlay containing a technical drawing of a die grinder with various dimensions and labels.

Atlas Copco

# LSF29 Die Grinder

A small tool packed with power



# LSF29 Die G

## Packed with power

The new LSF29 series have been equipped with a state of the art motor which delivers a class leading performance up to 30% over the competition. This will make the time on the job shorter and give a higher output.

## Ergonomic design

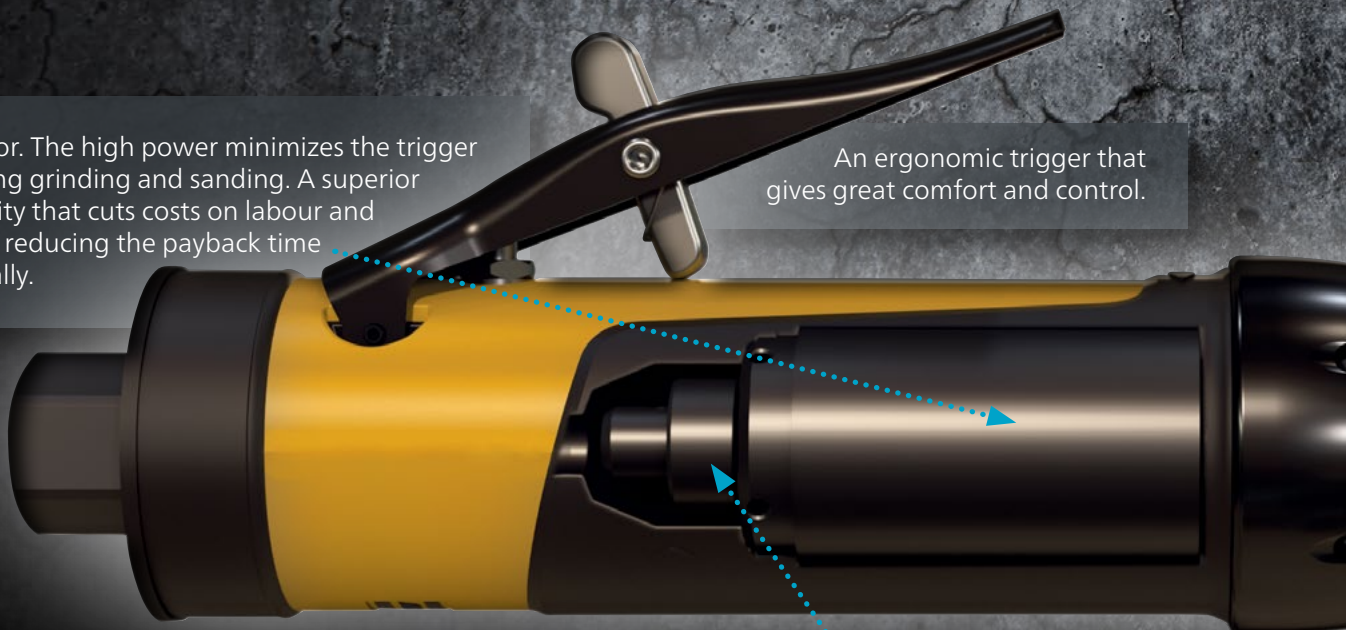
Ergonomics and user experience were the main focus for the new LSF29. The result is a rubberized grip and a trigger designed for long time use without discomfort. By combining low vibrations with a robust and long lasting product Atlas Copco continues to deliver the best value for the operator.



1kW motor. The high power minimizes the trigger time during grinding and sanding. A superior productivity that cuts costs on labour and abrasives, reducing the payback time dramatically.

An ergonomic trigger that gives great comfort and control.

Governor controlled





# rinder

## Innovation

Unrivaled performance for high productivity.

## Ergonomics

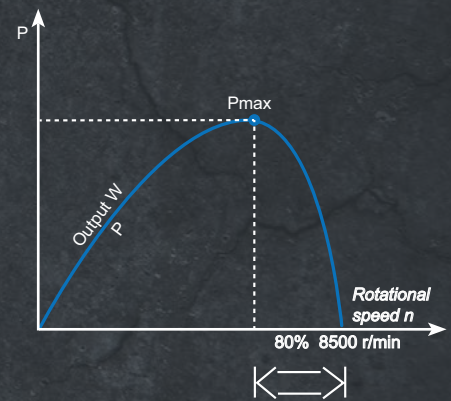
Very low vibration levels ( $<2,5m/s^2$ ) and low weight reduce the exposure and strain on the operator.

## Durability


A robust tool with low weight, designed for all day operation.

## Governor control

Maximum power for continued strong grinding with no loss of rotational speed is enabled by the speed governor. The result is a high removal rate and savings of valuable compressed air.



The unique LSF vibration dampening design allows the rotating spindle to flex under heavy load. Scatter dampening significantly extends the working life of rotary burrs and reduces cost of operation while also improving comfort and control.



Robust 3 bearing design

Rubberized extension for a comfortable grip and high precision.





LSF29

LSF29E

LSF29 HD

LSF29E HD

## LSF29 Die Grinder

Model	Max free speed		Max output		Collet size		Length		Weight		Air consumption at max output		Air consumption at free speed		Rec. hose size		Air inlet thread		Scatter damper	Ordering No.
	r/min		kW	hp	mm	in	mm	in	kg	lb	l/s	cfm	l/s	cfm	mm	in	BSP in	NPT in		
<b>Straight die grinders</b>																				
LSF29 S030	3000	0.8	1.1	6	1/4	257	10.1	1.2	2.6	20	42	6	13	13	1/2	3/8	3/8	No	8423 0127 18	
LSF29 S070	7000	1.0	1.3	6	1/4	256	10.1	1.2	2.6	22	47	9	18	13	1/2	3/8	3/8	No	8423 0127 20	
LSF29 S120	12000	0.7	0.9	6	1/4	213	8.4	0.8	1.7	17	36	4	7	13	1/2	3/8	3/8	Yes	8423 0127 00	
LSF29 S120-HD*	12000	0.7	0.9	6	1/4	213	8.4	1.2	2.6	17	36	4	7	13	1/2	3/8	3/8	No	8423 0127 23	
LSF29 S150	15000	0.8	1.1	6	1/4	213	8.4	0.8	1.7	18	38	4	9	13	1/2	3/8	3/8	Yes	8423 0127 02	
LSF29 S180	18000	0.9	1.2	6	1/4	213	8.4	0.8	1.7	20	42	6	13	13	1/2	3/8	3/8	Yes	8423 0127 05	
LSF29 S180-HD*	18000	0.9	1.2	6	1/4	213	8.4	1.2	2.6	20	42	6	13	13	1/2	3/8	3/8	No	8423 0127 25	
LSF29 S250	25000	1.0	1.4	6	1/4	213	8.4	0.8	1.7	22	47	9	18	13	1/2	3/8	3/8	Yes	8423 0127 11	
LSF29 S250-HD*	25000	1.0	1.4	6	1/4	213	8.4	1.2	2.6	22	47	9	18	13	1/2	3/8	3/8	No	8423 0127 27	
<b>Straight extended die grinders</b>																				
LSF29 S030E	3000	0.8	1.1	6	1/4	381	15.0	1.8	4.0	20	42	6	13	13	1/2	3/8	3/8	Yes	8423 0127 19	
LSF29 S070E	7000	1.0	1.3	6	1/4	381	15.0	1.8	4.0	22	47	9	18	13	1/2	3/8	3/8	Yes	8423 0127 21	
LSF29 S120E-HD*	12000	0.7	0.9	6	1/4	332	13.1	1.6	3.5	17	36	4	7	13	1/2	3/8	3/8	No	8423 0127 22	
LSF29 S150E	15000	0.8	1.1	6	1/4	332	13.1	1.4	3.1	18	38	4	9	13	1/2	3/8	3/8	Yes	8423 0127 04	
LSF29 S180E	18000	0.9	1.2	6	1/4	332	13.1	1.4	3.1	20	42	6	13	13	1/2	3/8	3/8	Yes	8423 0127 08	
LSF29 S180E-HD*	18000	0.9	1.2	6	1/4	332	13.1	1.6	3.5	20	42	6	13	13	1/2	3/8	3/8	No	8423 0127 24	
LSF29 S250E	25000	1.0	1.4	6	1/4	332	13.1	1.4	3.1	22	47	9	18	13	1/2	3/8	3/8	Yes	8423 0127 14	
LSF29 S250E-HD*	25000	1.0	1.4	6	1/4	332	13.1	1.6	3.5	22	47	9	18	13	1/2	3/8	3/8	No	8423 0127 26	

\* HD = Heavy Duty. All steel body.

## Accessories



Adapter UNF3/8

Cone wheel internal thread.

Ordering No. 4150 2326 85

Scan to learn how to add adapter.



Extension 75mm (3")

Ordering No. 4150 0674 00



Extension 700mm (27.5")

Ordering No. 8423 0127 70

### Rigid ring

Ring for rebuilding flexible extended die grinder to rigid die grinder. Two rings are needed.

Ordering No. 4150 2319 00

### Service kit

Ordering No. 4081 0581 00

Atlas Copco

Atlas Copco AB

(publ) SE-105 23 Stockholm, Sweden

Phone: +46 8 743 80 00

Reg. no: 556014-2720

atlascopco.com